

# Portefeuille Boursier à Dividendes Mensuels

É  
ÉDUCAFI.COM  
INVESTISSEZ EN VOUS

*Ayez bien conscience qu'un instrument financier peut voir sa valeur réduite à zéro. N'investissez pas d'argent dont vous auriez besoin rapidement. L'investissement financier nécessite un horizon minima de 3 à 8 ans. Vous restez le décisionnaire, de fait, nous ne pourrions pas être tenu pour responsable d'une éventuelle perte d'argent.*

[www.educafi.com](http://www.educafi.com)

31/12/2020

*Nous ne pourrions être tenu responsable des erreurs présentes dans ce rapport*

## Tous les courtiers

Nom	Type	ISO	Sigle	Courtiers / Brokers	Cours en devise	Nb d'actions	Prix moyen d'acquisition (hors frais)	Valeur en devise	+/- value devise	Valeur en EUR	+/- value €	+/- value %	Répartition
CASH EUR	CASH			Tous les brokers	USD \$1,2271			EUR €1 902,57		EUR €1 902,57			15,93%
CASH USD	CASH			Tous les brokers	EUR €0,8149			-USD \$1 929,73		-EUR €1 572,59			-13,17%
CASH GBP	CASH			Tous les brokers				GBP £2,57		EUR €2,86			0,02%
CASH CAD	CASH			Tous les brokers				CAD \$8,17		EUR €5,23			0,04%
Barrick Gold	Action	CA	TSE:ABX	Keytrade Bank Luxembourg	CAD \$29,00	25	CAD \$28,99	CAD \$725,00	CAD \$0,25	EUR €463,76	EUR €0,16	0,03%	3,88%
BRITISH AMERICAN TOBACCO PLC	Action	UK	LON:BATS	Keytrade Bank Luxembourg	GBX £2 708,00	15	GBX £2 660,00	GBX £40 620,00	GBX £720,00	EUR €451,82	EUR €8,01	1,80%	3,78%
ETF VANGUARD FUNDS FTSE UK 100	ETF Actions	UK	LON:VUKE	Keytrade Bank Luxembourg	GBP £28,55	10	GBP £28,18	GBP £285,50	GBP £3,70	EUR €317,56	EUR €4,12	1,31%	2,66%
Realty Income Corp.	Action	US	NYSE:O	Keytrade Bank Luxembourg	USD \$62,17	10	USD \$68,30	USD \$621,70	-USD \$61,30	EUR €506,64	-EUR €61,30	-8,98%	4,24%
UNILEVER PLC	Action	UK	LON:ULVR	Keytrade Bank Luxembourg	GBX £4 403,00	10	GBX £4 582,00	GBX £44 030,00	-GBX £1 790,00	EUR €489,75	-EUR €19,91	-3,91%	4,10%
3M Company	Action	US	MMM	IBKR	USD \$174,79	1	USD \$174,72	USD \$174,79	USD \$0,07	EUR €142,44	EUR €0,06	0,04%	1,19%
ABBVIE	Action	US	NYSE:ABBV	IBKR	USD \$107,15	2	USD \$104,69	USD \$214,30	USD \$4,92	EUR €174,64	EUR €4,01	2,35%	1,46%
AMERICAN TOWER CORP	Action	US	NYSE:AMT	IBKR	USD \$224,46	1	USD \$224,51	USD \$224,46	-USD \$0,05	EUR €182,92	-EUR €0,04	-0,02%	1,53%
American Water Works Company, Inc.	Action	US	AWK	IBKR	USD \$153,47	1	USD \$148,65	USD \$153,47	USD \$4,82	EUR €125,07	EUR €3,93	3,24%	1,05%
AT&T	Action	US	NYSE:T	IBKR	USD \$28,76	7	USD \$30,70	USD \$201,32	-USD \$13,55	EUR €164,06	-EUR €11,04	-6,30%	1,37%
BANK OF MONTREAL	Action	CA	TSE:BMO	IBKR	CAD \$96,78	1	CAD \$98,29	CAD \$96,78	-CAD \$1,51	EUR €61,91	-EUR €0,97	-1,54%	0,52%
BlackRock Inc.	Action	US	NYSE:BLK	IBKR	USD \$721,54	2	USD \$466,88	USD \$1 443,08	USD \$509,32	EUR €1 176,01	EUR €415,04	54,55%	9,85%
BROADCOM INC	Action	US	NASDAQ:AVGO	IBKR	USD \$437,85	1	USD \$415,61	USD \$437,85	USD \$22,24	EUR €356,82	EUR €18,12	5,35%	2,99%
Canadian Apartment Properties REIT	Action	CA	TSE:CAR.UN	IBKR	CAD \$49,99	4	CAD \$50,71	CAD \$199,96	-CAD \$2,88	EUR €127,91	-EUR €1,84	-1,42%	1,07%
CATERPILLAR INC	Action	US	NYSE:CAT	IBKR	USD \$182,02	1	USD \$177,47	USD \$182,02	USD \$4,55	EUR €148,33	EUR €3,71	2,56%	1,24%
CHEVRON INC	Action	US	NYSE:CVX	IBKR	USD \$84,45	2	USD \$90,15	USD \$168,90	-USD \$11,40	EUR €137,64	-EUR €9,29	-6,32%	1,15%
COLGATE-PALMOLIVE CORP	Action	US	NYSE:CL	IBKR	USD \$85,51	1	USD \$86,47	USD \$85,51	-USD \$0,96	EUR €69,68	-EUR €0,78	-1,11%	0,58%
Duke Energy Corp	Action	US	DUK	IBKR	EUR €91,56	3	EUR €90,50	EUR €274,68	EUR €3,18	EUR €223,84	EUR €2,59	1,17%	1,87%
ETF ISHARES € High Yield Corp Bond UCITS	ETF Obligations	World	LON:IHYG	IBKR	USD \$102,64	2	USD \$102,83	USD \$205,28	-USD \$0,38	EUR €205,28	-EUR €0,31	-0,18%	1,72%
ETF ISHARES Asia Property Yield UCITS	ETF Actions	Asia-Pacific	LON:IDAR	IBKR	USD \$26,55	8	USD \$25,99	USD \$212,40	USD \$4,48	EUR €173,09	EUR €3,65	2,15%	1,45%
ETF ISHARES China CNY Bonds USD	ETF Obligations	CHN	AMS:CNYB	IBKR	USD \$5,35	50	USD \$5,29	USD \$267,50	USD \$2,86	EUR €217,99	EUR €2,86	1,08%	1,83%
ETF ISHARES China Large Cap UCITS	ETF Actions	CHN	SWX:FXC-USD	IBKR	USD \$133,14	2	USD \$130,20	USD \$266,28	USD \$5,88	EUR €217,00	EUR €4,79	2,26%	1,82%
ETF ISHARES Emerging Asia Local Govt Bond UCITS	ETF Obligations	Asia-Pacific	LON:IGEA	IBKR	EUR €103,00	2	EUR €103,00	EUR €206,00	EUR €0,00	EUR €167,88	EUR €0,00	0,00%	1,41%
ETF ISHARES European Property Yield UCITS	ETF Actions	UE	AMS:IPRP	IBKR	USD \$40,48	5	USD \$39,42	USD \$202,40	USD \$5,30	EUR €202,40	EUR €4,32	2,69%	1,69%
ETF ISHARES Global Water	ETF Actions	World	SWX:IHO-USD	IBKR	USD \$55,62	4	USD \$53,82	USD \$222,48	USD \$7,20	EUR €181,31	EUR €5,87	3,34%	1,52%
ETF ISHARES J.P. Morgan \$ EM Corp Bond UCITS	ETF Obligations	EM	LON:EMCR	IBKR	GBX £105,95	2	GBX £105,86	GBX £211,90	GBX £0,18	EUR €172,68	EUR €0,15	0,09%	1,45%
ETF ISHARES UK Dividend UCITS	ETF Actions	UK	LON:IUKD	IBKR	USD \$647,10	28	USD \$650,00	USD \$18 118,80	-USD \$81,20	EUR €201,54	-EUR €66,17	-0,45%	1,69%
ETF ISHARES US Property Yield UCITS	ETF Actions	US	LON:IDUP	IBKR	GBX £26,34	8	GBX £26,05	GBX £210,72	GBX £2,32	EUR €171,72	EUR €1,89	1,11%	1,44%
ETF LYXOR MSCI Russia UCITS	ETF Actions	RU	LON:RUSL	IBKR	USD \$1 748,20	10	USD \$1 829,60	USD \$17 482,00	-USD \$814,00	EUR €194,45	-EUR €9,05	-4,45%	1,63%
ETF VANGUARD S&P 500 UCITS	ETF Actions	US	LON:VUSD	IBKR	USD \$70,75	4	USD \$70,68	USD \$283,00	USD \$0,27	EUR €230,63	EUR €0,22	0,10%	1,93%
ETF VANGUARD Emerging Mkts Gov Bond UCITS	ETF Obligations	EM	LON:VDET	IBKR	USD \$53,17	10	USD \$53,46	USD \$531,70	-USD \$2,90	EUR €433,30	-EUR €2,36	-0,54%	3,63%
ETF VANGUARD FTSE Asia-Pacific ex Japan	ETF Actions	Asia-Pacific	LON:VDPX	IBKR	EUR €30,01	7	EUR €28,92	EUR €210,07	EUR €7,61	EUR €171,19	EUR €6,20	3,76%	1,43%
ETF VANGUARD FTSE Developed Europe UCITS	ETF Actions	UE	AMS:VEUR	IBKR	USD \$30,85	7	USD \$30,89	USD \$215,95	-USD \$0,25	EUR €215,95	-EUR €0,21	-0,12%	1,81%
ETF VANGUARD FTSE Emerging Markets UCITS	ETF Actions	EM	LON:VDEM	IBKR	USD \$68,70	4	USD \$68,66	USD \$274,80	USD \$0,16	EUR €223,94	EUR €0,13	0,06%	1,87%
ETF VANGUARD FTSE JAPAN	ETF Actions	JPN	LON:VDJP	IBKR	USD \$35,68	6	USD \$34,73	USD \$214,08	USD \$5,73	EUR €174,46	EUR €4,67	2,75%	1,46%
EXXONMOBIL	Action	US	NYSE:XOM	IBKR	USD \$41,22	4	USD \$42,78	USD \$164,88	-USD \$6,24	EUR €134,37	-EUR €5,08	-3,65%	1,12%
FedEx Corporation	Action	US	FDX	IBKR	USD \$259,62	1	USD \$273,78	USD \$259,62	-USD \$14,16	EUR €211,57	-EUR €11,54	-5,17%	1,77%
GENERAL MILLS INC	Action	US	NYSE:GIS	IBKR	USD \$58,80	1	USD \$59,97	USD \$58,80	-USD \$1,17	EUR €47,92	-EUR €0,95	-1,95%	0,40%
INTEL CORP	Action	US	NASDAQ:INTC	IBKR	USD \$49,82	1	USD \$49,62	USD \$49,82	USD \$0,20	EUR €40,60	EUR €0,16	0,40%	0,34%
JOHNSON & JOHNSON	Action	US	NYSE:JNJ	IBKR	USD \$157,38	1	USD \$150,18	USD \$157,38	USD \$7,20	EUR €128,25	EUR €5,87	4,79%	1,07%
MC DONALD'S CORP	Action	US	NYSE:MCD	IBKR	USD \$214,58	1	USD \$207,90	USD \$214,58	USD \$6,68	EUR €174,87	EUR €5,44	3,21%	1,46%
MONDELEZ INTERNATIONAL INC-A	Action	US	NASDAQ:MDLZ	IBKR	USD \$58,47	1	USD \$58,70	USD \$58,47	-USD \$0,23	EUR €47,65	-EUR €0,19	-0,39%	0,40%
Nasdaq, Inc.	Action	US	NDQA	IBKR	USD \$132,74	1	USD \$128,84	USD \$132,74	USD \$3,90	EUR €108,17	EUR €3,18	3,03%	0,91%
National Storage Affiliates Trust	Action	US	NYSE:NSA	IBKR	USD \$36,03	6	USD \$34,18	USD \$216,18	USD \$11,10	EUR €176,17	EUR €9,05	5,41%	1,47%
NetApp	Action	US	NASDAQ:NTAP	IBKR	USD \$66,24	3	USD \$61,50	USD \$198,72	USD \$14,22	EUR €161,94	EUR €11,59	7,71%	1,36%
PepsiCo, Inc.	Action	US	PEP	IBKR	USD \$148,30	1	USD \$144,29	USD \$148,30	USD \$4,01	EUR €120,85	EUR €3,27	2,76%	1,01%
PROCTER & GAMBLE CORP	Action	US	NYSE:PG	IBKR	USD \$139,14	1	USD \$137,65	USD \$139,14	USD \$1,49	EUR €113,39	EUR €1,21	1,08%	0,95%
PROLOGIS INC	Action	US	NYSE:PLD	IBKR	USD \$99,66	1	USD \$98,08	USD \$99,66	USD \$1,58	EUR €81,22	EUR €1,29	1,61%	0,68%
Public Storage	Action	US	PSA	IBKR	USD \$230,93	1	USD \$229,45	USD \$230,93	USD \$1,48	EUR €188,19	EUR €1,21	0,65%	1,58%
QUALCOMM INC	Action	US	NASDAQ:QCOM	IBKR	CAD \$152,34	1	CAD \$157,64	CAD \$152,34	-CAD \$5,30	EUR €124,15	-EUR €4,32	-3,36%	1,04%
RIOCAN REIT	Action	CA	TSE:REI.UN	IBKR	CAD \$16,75	12	CAD \$17,90	CAD \$201,00	-CAD \$13,80	EUR €128,57	-EUR €8,83	-6,42%	1,08%
ROYAL BANK OF CANADA	Action	CA	TSE:RY	IBKR	USD \$104,59	1	USD \$106,20	USD \$104,59	-USD \$1,61	EUR €66,90	-EUR €1,03	-1,52%	0,56%

Taiwan Semiconductor Manufacturing Company Ltd	Action	US	TSM	IBKR	USD \$109,04	1	USD \$104,07	USD \$109,04	USD \$4,97	EUR €88,86	EUR €4,05	4,78%	0,74%
Texas Instruments Inc.	Action	US	TXN	IBKR	USD \$164,13	1	USD \$162,20	USD \$164,13	USD \$1,93	EUR €133,75	EUR €1,57	1,19%	1,12%
The Coca-Cola Company Inc.	Action	US	NYSE:KO	IBKR	CAD \$54,84	4	CAD \$55,00	CAD \$219,36	-CAD \$0,64	EUR €178,76	-EUR €0,52	-0,29%	1,50%
TORONTO-DOMINION BANK	Action	CA	TSE:TD	IBKR	USD \$71,92	2	USD \$71,26	USD \$143,84	USD \$1,32	EUR €92,01	EUR €0,84	0,93%	0,77%
United Parcel Service Inc.	Action	US	UPS	IBKR	USD \$168,40	1	USD \$174,60	USD \$168,40	-USD \$6,20	EUR €137,23	-EUR €5,05	-3,55%	1,15%
WESTERN DIGITAL CORP	Action	US	NASDAQ:WDC	IBKR	USD \$55,39	1	USD \$47,56	USD \$55,39	USD \$7,83	EUR €45,14	EUR €6,38	16,46%	0,38%
<b>TOTAL</b>										<b>EUR €11 944,23</b>	<b>EUR €328,82</b>		<b>100,00%</b>

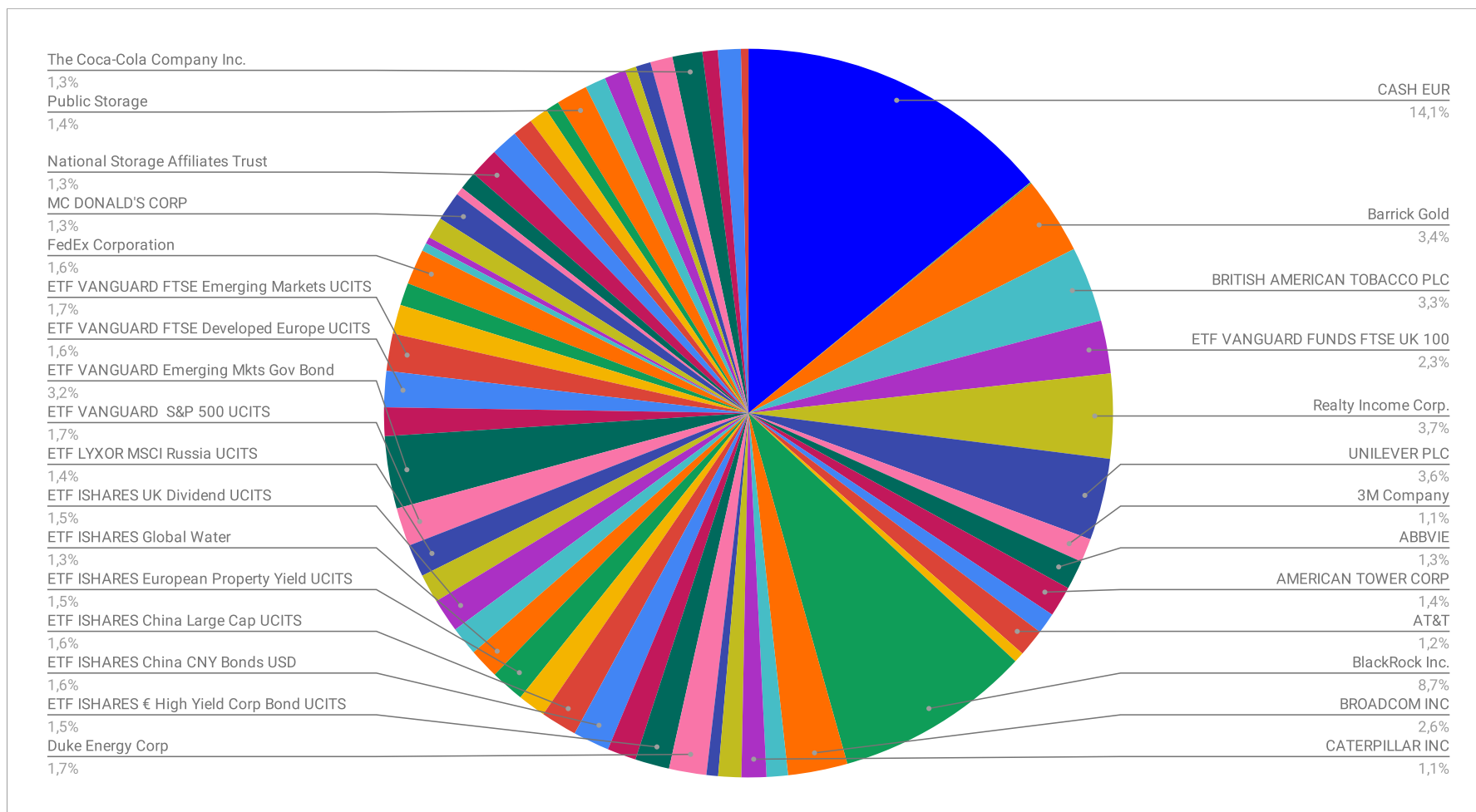
Keytrade Bank Luxembourg													
Nom	Type	ISO	Sigle	Courtiers / Brokers	Cours en devise	Nb d'actions	Prix moyen d'acquisition (hors frais)	Valeur en devise	+/- valeur devise	Valeur en EUR	+/- valeur €	+/- valeur %	Répartition
CASH EUR				Keytrade Bank Luxembourg				EUR €2,02		EUR €2,02			0,02%
CASH USD				Keytrade Bank Luxembourg				USD \$5,14		EUR €4,19			0,04%
CASH GBP				Keytrade Bank Luxembourg				GBP £1,36		EUR €1,51			0,01%
CASH CAD				Keytrade Bank Luxembourg				CAD \$0,00		EUR €0,00			0,00%
Barrick Gold	Action	CA	TSE:ABX	Keytrade Bank Luxembourg	CAD \$29,00	25	CAD \$28,99	CAD \$725,00	-CAD \$0,25	EUR €463,76	EUR €0,16	0,03%	3,88%
BRITISH AMERICAN TOBACCO PLC	Action	UK	LON:BATS	Keytrade Bank Luxembourg	GBX £2 708,00	15	GBX £2 660,00	GBX £40 620,00	GBX £720,00	EUR €451,82	EUR €8,01	1,80%	3,78%
ETF VANGUARD FUNDS FTSE UK 100	ETF Actions	UK	LON:VUKE	Keytrade Bank Luxembourg	GBP £28,55	10	GBP £28,18	GBP £285,50	GBP £3,70	EUR €317,56	EUR €4,12	1,31%	2,66%
Realty Income Corp.	Action	US	NYSE:O	Keytrade Bank Luxembourg	USD \$62,17	10	USD \$68,30	USD \$621,70	-USD \$61,30	EUR €506,64	-EUR €61,30	-8,98%	4,24%
UNILEVER PLC	Action	UK	LON:ULVR	Keytrade Bank Luxembourg	GBX £4 403,00	10	GBX £4 582,00	GBX £44 030,00	-GBX £1 790,00	EUR €489,75	-EUR €19,91	-3,91%	4,10%
<b>TOTAL</b>										<b>EUR €2 237,26</b>	<b>-EUR €68,93</b>		<b>18,73%</b>

Interactive Brokers													
Nom	Type	ISO	Sigle	Courtiers / Brokers	Cours en devise	Nb d'actions	Prix moyen d'acquisition (hors frais)	Valeur en devise	+/- valeur devise	Valeur en EUR	+/- valeur €	+/- valeur %	Répartition
CASH EUR				IBKR				EUR €0,55		EUR €0,55			0,00%
CASH USD				IBKR				-USD \$1 934,87		-EUR €1 576,78			-13,20%
CASH GBP				IBKR				GBP £1,21		EUR €1,35			0,01%
CASH CAD				IBKR				CAD \$8,17		EUR €5,23			0,04%
3M Company	Action	US	MMM	IBKR	USD \$174,79	1	USD \$174,72	USD \$174,79	USD \$0,07	EUR €142,44	EUR €0,06	0,04%	1,19%
ABBVIE	Action	US	NYSE:ABBV	IBKR	USD \$107,15	2	USD \$104,69	USD \$214,30	USD \$4,92	EUR €174,64	EUR €4,01	2,35%	1,46%
AMERICAN TOWER CORP	Action	US	NYSE:AMT	IBKR	USD \$224,46	1	USD \$224,51	USD \$224,46	-USD \$0,05	EUR €182,92	-EUR €0,04	-0,02%	1,53%
American Water Works Company, Inc.	Action	US	AWK	IBKR	USD \$153,47	1	USD \$148,65	USD \$153,47	USD \$4,82	EUR €125,07	EUR €3,93	3,24%	1,05%
AT&T	Action	US	NYSE:T	IBKR	USD \$28,76	7	USD \$30,70	USD \$201,32	-USD \$13,55	EUR €164,06	-EUR €11,04	-6,30%	1,37%
BANK OF MONTREAL	Action	CA	TSE:BMO	IBKR	CAD \$96,78	1	CAD \$98,29	CAD \$96,78	-CAD \$1,51	EUR €61,91	-EUR €0,97	-1,54%	0,52%
BlackRock Inc.	Action	US	NYSE:BLK	IBKR	USD \$721,54	2	USD \$466,88	USD \$1 443,08	USD \$509,32	EUR €1 176,01	EUR €415,04	54,55%	9,85%
BROADCOM INC	Action	US	NASDAQ:AVGO	IBKR	USD \$437,85	1	USD \$415,61	USD \$437,85	USD \$22,24	EUR €356,82	EUR €18,12	5,35%	2,99%
Canadian Apartment Properties REIT	Action	CA	TSE:CAR.UN	IBKR	CAD \$49,99	4	CAD \$50,71	CAD \$199,96	-CAD \$2,88	EUR €127,91	-EUR €1,84	-1,42%	1,07%
CATERPILLAR INC	Action	US	NYSE:CAT	IBKR	USD \$182,02	1	USD \$177,47	USD \$182,02	USD \$4,55	EUR €148,33	EUR €3,71	2,56%	1,24%
CHEVRON INC	Action	US	NYSE:CVX	IBKR	USD \$84,45	2	USD \$90,15	USD \$168,90	-USD \$11,40	EUR €137,64	-EUR €9,29	-6,32%	1,15%
COLGATE-PALMOLIVE CORP	Action	US	NYSE:CL	IBKR	USD \$85,51	1	USD \$86,47	USD \$85,51	-USD \$0,96	EUR €69,68	-EUR €0,78	-1,11%	0,58%
Duke Energy Corp	Action	US	DUK	IBKR	USD \$91,56	3	USD \$90,50	USD \$274,68	USD \$3,18	EUR €223,84	EUR €2,59	1,17%	1,87%
ETF ISHARES € High Yield Corp Bond UCITS	ETF Obligations	World	LON:IHYG	IBKR	EUR €102,64	2	EUR €102,83	EUR €205,28	-EUR €0,38	EUR €205,28	-EUR €0,31	-0,18%	1,72%
ETF ISHARES Asia Property Yield UCITS	ETF Actions	Asia-Pacific	LON:IDAR	IBKR	USD \$26,55	8	USD \$25,99	USD \$212,40	USD \$4,48	EUR €173,09	EUR €3,65	2,15%	1,45%
ETF ISHARES China CNY Bonds USD	ETF Obligations	CHN	AMS:CNBY	IBKR	USD \$5,35	50	USD \$5,29	USD \$267,50	USD \$2,86	EUR €217,99	EUR €2,86	1,06%	1,83%
ETF ISHARES China Large Cap UCITS	ETF Actions	CHN	SWX:FXC-USD	IBKR	USD \$133,14	2	USD \$130,20	USD \$266,28	USD \$5,88	EUR €217,00	EUR €4,79	2,26%	1,82%
ETF ISHARES Emerging Asia Local Govt Bond UCITS	ETF Obligations	Asia-Pacific	LON:IGEA	IBKR	USD \$103,00	2	USD \$103,00	USD \$206,00	USD \$0,00	EUR €167,88	EUR €0,00	0,00%	1,41%
ETF ISHARES European Property Yield UCITS	ETF Actions	UE	AMS:IPRP	IBKR	EUR €40,48	5	EUR €39,42	EUR €202,40	EUR €5,30	EUR €202,40	EUR €4,32	2,69%	1,69%
ETF ISHARES Global Water	ETF Actions	World	SWX:IH20-USD	IBKR	USD \$55,62	4	USD \$53,82	USD \$222,48	USD \$7,20	EUR €181,31	EUR €5,87	3,34%	1,52%
ETF ISHARES J.P. Morgan \$ EM Corp Bond UCITS	ETF Obligations	EM	LON:EMCR	IBKR	USD \$105,95	2	USD \$105,86	USD \$211,90	USD \$0,18	EUR €172,68	EUR €0,15	0,09%	1,45%
ETF ISHARES UK Dividend UCITS	ETF Actions	UK	LON:IUKD	IBKR	GBX £647,10	28	GBX £650,00	GBX £18 118,80	-GBX £81,20	EUR €201,54	-EUR €66,17	-0,45%	1,69%
ETF ISHARES US Property Yield UCITS	ETF Actions	US	LON:IDUP	IBKR	USD \$26,34	8	USD \$26,05	USD \$210,72	USD \$2,32	EUR €171,72	EUR €1,89	1,11%	1,44%
ETF LYXOR MSCI Russia UCITS	ETF Actions	RU	LON:RUSL	IBKR	GBX £1 748,20	10	GBX £1 829,60	GBX £17 482,00	-GBX £814,00	EUR €194,45	-EUR €9,05	-4,45%	1,63%

ETF VANGUARD S&P 500 UCITS	ETF Actions	US	LON:VUSD	IBKR	USD \$70,75	4	USD \$70,68	USD \$283,00	USD \$0,27	EUR €230,63	EUR €0,22	0,10%	1,93%
ETF VANGUARD Emerging Mkts Gov Bond UCITS	ETF Obligations	EM	LON:VDET	IBKR	USD \$53,17	10	USD \$53,46	USD \$531,70	-USD \$2,90	EUR €433,30	-EUR €2,36	-0,54%	3,63%
ETF VANGUARD FTSE Asia-Pacific ex Japan	ETF Actions	Asia-Pacific	LON:VDPX	IBKR	USD \$30,01	7	USD \$28,92	USD \$210,07	USD \$7,61	EUR €171,19	EUR €6,20	3,76%	1,43%
ETF VANGUARD FTSE Developed Europe UCITS	ETF Actions	UE	AMS:VEUR	IBKR	EUR €30,85	7	EUR €30,89	EUR €215,95	-EUR €0,25	EUR €215,95	-EUR €0,21	-0,12%	1,81%
ETF VANGUARD FTSE Emerging Markets UCITS	ETF Actions	EM	LON:VDEM	IBKR	USD \$68,70	4	USD \$68,66	USD \$274,80	USD \$0,16	EUR €223,94	EUR €0,13	0,06%	1,87%
ETF VANGUARD FTSE JAPAN	ETF Actions	JPN	LON:VDJP	IBKR	USD \$35,68	6	USD \$34,73	USD \$214,08	USD \$5,73	EUR €174,46	EUR €4,67	2,75%	1,46%
EXXONMOBIL	Action	US	NYSE:XOM	IBKR	USD \$41,22	4	USD \$42,78	USD \$164,88	-USD \$6,24	EUR €134,37	-EUR €5,08	-3,65%	1,12%
FedEx Corporation	Action	US	FDX	IBKR	USD \$259,62	1	USD \$273,78	USD \$259,62	-USD \$14,16	EUR €211,57	-EUR €11,54	-5,17%	1,77%
GENERAL MILLS INC	Action	US	NYSE:GIS	IBKR	USD \$58,80	1	USD \$59,97	USD \$58,80	-USD \$1,17	EUR €47,92	-EUR €0,95	-1,95%	0,40%
INTEL CORP	Action	US	NASDAQ:INTC	IBKR	USD \$49,82	1	USD \$49,82	USD \$49,82	USD \$0,20	EUR €40,60	EUR €0,16	0,40%	0,34%
JOHNSON & JOHNSON	Action	US	NYSE:JNJ	IBKR	USD \$157,38	1	USD \$150,18	USD \$157,38	USD \$7,20	EUR €128,25	EUR €5,87	4,79%	1,07%
MC DONALD'S CORP	Action	US	NYSE:MCD	IBKR	USD \$214,58	1	USD \$207,90	USD \$214,58	USD \$6,68	EUR €174,87	EUR €5,44	3,21%	1,46%
MONDELEZ INTERNATIONAL INC-A	Action	US	NASDAQ:MDLZ	IBKR	USD \$58,47	1	USD \$58,70	USD \$58,47	-USD \$0,23	EUR €47,65	-EUR €0,19	-0,39%	0,40%
Nasdaq, Inc.	Action	US	NDAQ	IBKR	USD \$132,74	1	USD \$128,84	USD \$132,74	USD \$3,90	EUR €108,17	EUR €3,18	3,03%	0,91%
National Storage Affiliates Trust	Action	US	NYSE:NSA	IBKR	USD \$36,03	6	USD \$34,18	USD \$216,18	USD \$11,10	EUR €176,17	EUR €9,05	5,41%	1,47%
NetApp	Action	US	NASDAQ:NTAP	IBKR	USD \$66,24	3	USD \$61,50	USD \$198,72	USD \$14,22	EUR €161,94	EUR €11,59	7,71%	1,36%
PepsiCo, Inc.	Action	US	PEP	IBKR	USD \$148,30	1	USD \$144,29	USD \$148,30	USD \$4,01	EUR €120,85	EUR €3,27	2,78%	1,01%
PROCTER & GAMBLE CORP	Action	US	NYSE:PG	IBKR	USD \$139,14	1	USD \$137,65	USD \$139,14	USD \$1,49	EUR €113,39	EUR €1,21	1,08%	0,95%
PROLOGIS INC	Action	US	NYSE:PLD	IBKR	USD \$99,66	1	USD \$98,08	USD \$99,66	USD \$1,58	EUR €81,22	EUR €1,29	1,61%	0,68%
Public Storage	Action	US	PSA	IBKR	USD \$230,93	1	USD \$229,45	USD \$230,93	USD \$1,48	EUR €188,19	EUR €1,21	0,65%	1,58%
QUALCOMM INC	Action	US	NASDAQ:QCOM	IBKR	USD \$152,34	1	USD \$157,64	USD \$152,34	-USD \$5,30	EUR €124,15	-EUR €4,32	-3,36%	1,04%
RIOCAN REIT	Action	CA	TSE:REI.UN	IBKR	CAD \$16,75	12	CAD \$17,90	CAD \$201,00	-CAD \$13,80	EUR €128,57	-EUR €8,83	-6,42%	1,08%
ROYAL BANK OF CANADA	Action	CA	TSE:RY	IBKR	CAD \$104,59	1	CAD \$106,20	CAD \$104,59	-CAD \$1,61	EUR €66,90	-EUR €1,03	-1,52%	0,56%
Taiwan Semiconductor Manufacturing Company Ltd	Action	US	TSM	IBKR	USD \$109,04	1	USD \$104,07	USD \$109,04	USD \$4,97	EUR €88,86	EUR €4,05	4,78%	0,74%
Texas Instruments Inc.	Action	US	TXN	IBKR	USD \$164,13	1	USD \$162,20	USD \$164,13	USD \$1,93	EUR €133,75	EUR €1,57	1,19%	1,12%
The Coca-Cola Company Inc.	Action	US	NYSE:KO	IBKR	USD \$54,84	4	USD \$55,00	USD \$219,36	-USD \$0,64	EUR €178,76	-EUR €0,52	-0,29%	1,50%
TORONTO-DOMINION BANK	Action	CA	TSE:TD	IBKR	CAD \$71,92	2	CAD \$71,26	CAD \$143,84	CAD \$1,32	EUR €92,01	EUR €0,84	0,93%	0,77%
United Parcel Service Inc.	Action	US	UPS	IBKR	USD \$168,40	1	USD \$174,60	USD \$168,40	-USD \$6,20	EUR €137,23	-EUR €5,05	-3,55%	1,15%
WESTERN DIGITAL CORP	Action	US	NASDAQ:WDC	IBKR	USD \$55,39	1	USD \$47,56	USD \$55,39	USD \$7,83	EUR €45,14	EUR €6,38	16,46%	0,38%
TOTAL										EUR €7 806,97	EUR €397,74		65,36%

Boursorama Banque													
Nom	Type	ISO	Sigle	Courtiers / Brokers	Cours en devise	Nb d'actions	Prix moyen d'acquisition (hors frais)	Valeur en devise	+/- valeur devise	Valeur en EUR	+/- valeur €	+/- valeur %	Répartition
CASH EUR				Boursorama Banque				EUR €1 900,00		EUR €1 900,00			15,91%
TOTAL										EUR €1 900,00	EUR €0,00		15,91%

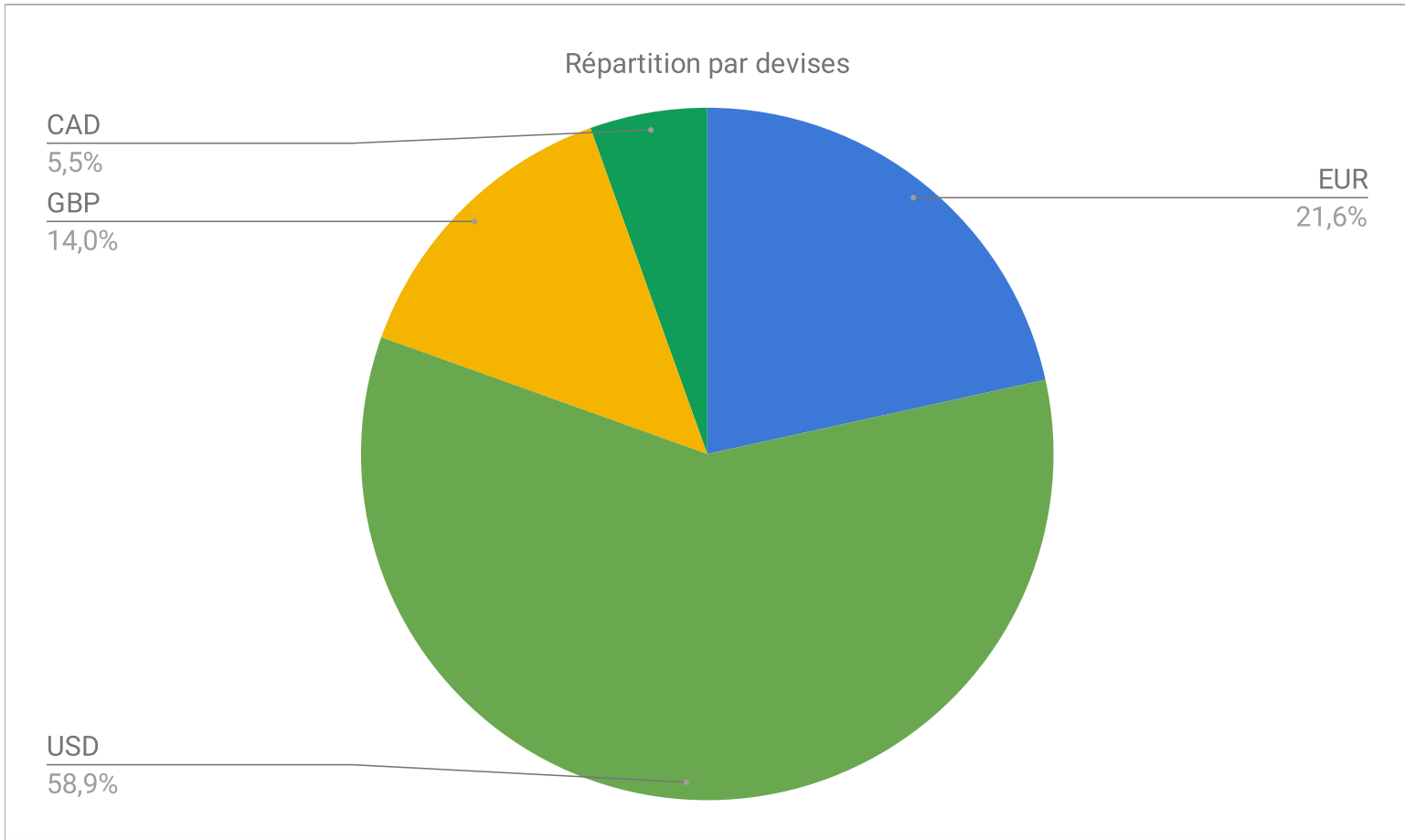
Cours de change		
De	À	
EUR	USD	1,2271
EUR	GBP	0,89903
EUR	CAD	1,5633
USD	EUR	0,8149



## Graphique Répartition Live

jeudi 31 décembre 2020 à 00:00:00

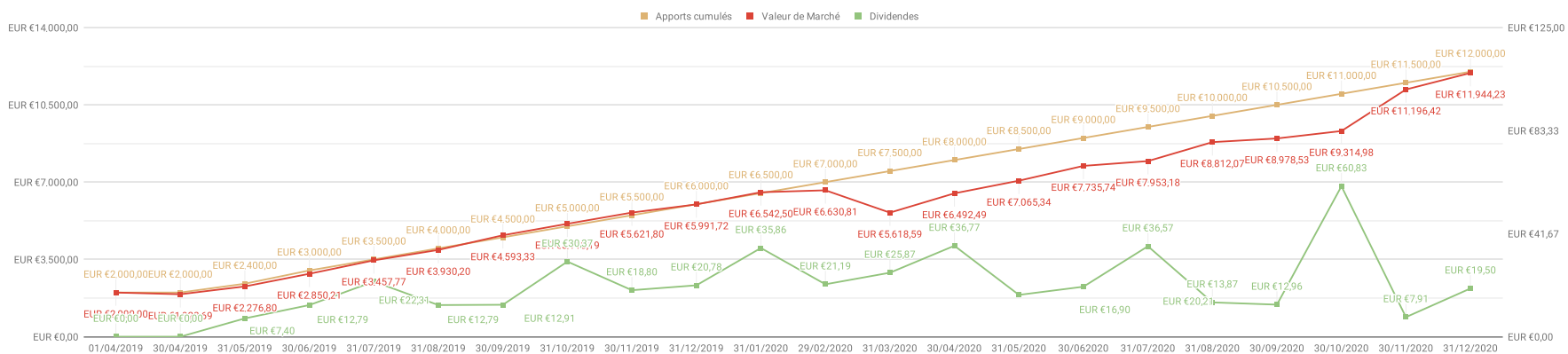
EUR	EUR €2 465,48
USD	EUR €6 736,92
GBP	EUR €1 606,40
CAD	EUR €626,53



### Graphique Répartition Live

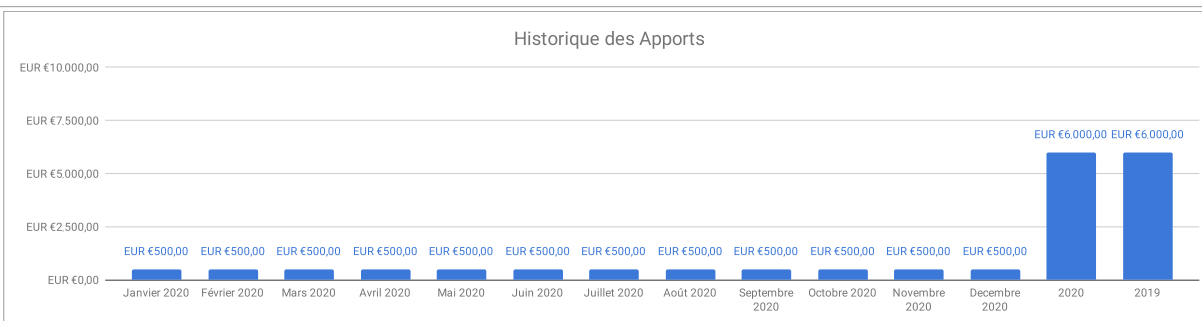
jeudi 31 décembre 2020 à 00:00:00

### Apports et Valeur de Marché



Apports vs Valeur Marché			
Date	Apports cumulés	Valeur de Marché	Dividendes
01/04/2019	EUR €2 000,00	EUR €2 000,00	EUR €0,00
30/04/2019	EUR €2 000,00	EUR €1 922,69	EUR €0,00
31/05/2019	EUR €2 400,00	EUR €2 276,80	EUR €7,40
30/06/2019	EUR €3 000,00	EUR €2 850,21	EUR €12,79
31/07/2019	EUR €3 500,00	EUR €3 457,77	EUR €22,31
31/08/2019	EUR €4 000,00	EUR €3 930,20	EUR €12,79
30/09/2019	EUR €4 500,00	EUR €4 593,33	EUR €12,91
31/10/2019	EUR €5 000,00	EUR €5 113,19	EUR €30,37
30/11/2019	EUR €5 500,00	EUR €5 621,80	EUR €18,80
31/12/2019	EUR €6 000,00	EUR €5 991,72	EUR €20,78
31/01/2020	EUR €6 500,00	EUR €6 542,50	EUR €35,86
29/02/2020	EUR €7 000,00	EUR €6 630,81	EUR €21,19
31/03/2020	EUR €7 500,00	EUR €5 618,59	EUR €25,87
30/04/2020	EUR €8 000,00	EUR €6 492,49	EUR €36,77
31/05/2020	EUR €8 500,00	EUR €7 065,34	EUR €16,90
30/06/2020	EUR €9 000,00	EUR €7 735,74	EUR €20,21
31/07/2020	EUR €9 500,00	EUR €7 953,18	EUR €36,57
31/08/2020	EUR €10 000,00	EUR €8 812,07	EUR €13,87
30/09/2020	EUR €10 500,00	EUR €8 978,53	EUR €12,96
30/10/2020	EUR €11 000,00	EUR €9 314,98	EUR €60,83
30/11/2020	EUR €11 500,00	EUR €11 196,42	EUR €7,91
31/12/2020	EUR €12 000,00	EUR €11 944,23	EUR €19,50

Apports par mois	
Date	Montant
Janvier 2020	EUR €500,00
Février 2020	EUR €500,00
Mars 2020	EUR €500,00
Avril 2020	EUR €500,00
Mai 2020	EUR €500,00
Juin 2020	EUR €500,00
Juillet 2020	EUR €500,00
Août 2020	EUR €500,00
Septembre 2020	EUR €500,00
Octobre 2020	EUR €500,00
Novembre 2020	EUR €500,00
Décembre 2020	EUR €500,00
2020	EUR €6 000,00
2019	EUR €6 000,00



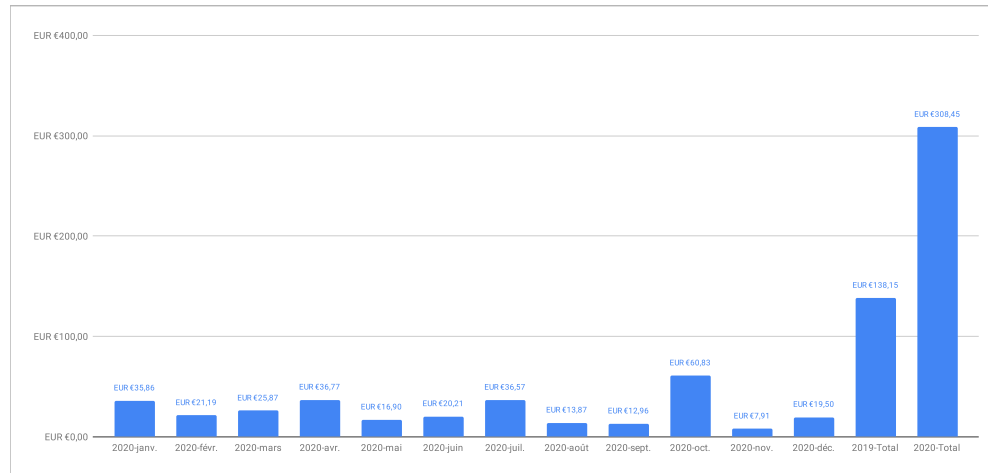
### Évolution Apports vs Valeur Marché

jeudi 31 décembre 2020 à 00:00:00

Nom	ISO	Sigle	janvier 2020	février 2020	mars 2020	avril 2020	mai 2020	juin 2020	juillet 2020	août 2020	septembre 2020	octobre 2020	novembre 2020	décembre 2020	2020 - Devises	2020 - CV EUR	2019 - Devises	2019 - CV EUR
AGNC Investment Corp.	US	AGNC	USD \$3,26	USD \$3,26	USD \$3,26	USD \$3,26	USD \$2,45	USD \$2,45	USD \$2,45	USD \$2,45	USD \$2,45	USD \$2,45	USD \$2,45	USD \$2,45	USD \$32,64	EUR €28,73	USD \$26,49	EUR €23,81
Air Liquide SA	FR	AI					EUR €3,78								EUR €3,78	EUR €3,78	EUR €0,00	EUR €0,00
Apple Hospitality REIT Inc.	US	APLE	USD \$6,38	USD \$6,38	USD \$6,38										USD \$19,14	EUR €17,33	USD \$38,28	EUR €34,51
BlackRock Inc.	US	BLK				USD \$6,17		USD \$6,17							USD \$24,68	EUR €21,50	USD \$0,00	EUR €0,00
Emerging Markets Gov Bond ETF	EM	VEMT		USD \$2,26	USD \$1,71	USD \$2,37	USD \$1,63	USD \$4,81		USD \$3,65	USD \$2,33	USD \$2,91	USD \$2,51	USD \$4,00	USD \$28,18	EUR €24,48	EUR €0,00	EUR €0,00
FTSE Developed Europe ETF	UE	VEUR				EUR €2,98		EUR €4,44				EUR €3,72		EUR €2,02	EUR €13,14	EUR €13,14	EUR €2,07	EUR €2,07
Global Net Lease INC.	US	GNL	USD \$10,86			USD \$8,16			USD \$8,16			USD \$8,16			USD \$35,34	EUR €31,34	USD \$21,72	EUR €19,53
LVMH	FR	MC							EUR €1,82						EUR €1,82	EUR €1,82	EUR €0,00	EUR €0,00
National Storage Affiliates	US	NSA	USD \$8,42			USD \$8,42			USD \$8,42			USD \$8,67			USD \$33,93	EUR €30,10	USD \$8,16	EUR €7,49
Realty Income Corp.	US	O	USD \$1,93	USD \$1,98	USD \$1,98	USD \$1,98	USD \$1,98	USD \$1,98	USD \$1,98	USD \$1,98	USD \$1,98	USD \$1,99	USD \$1,99		USD \$21,75	EUR €19,21	USD \$15,42	EUR €13,86
Schneider Electric SE	FR	SU					EUR €5,35								EUR €5,35	EUR €5,35	EUR €0,00	EUR €0,00
Stellus Capital Management	US	SCM	USD \$2,69	USD \$2,69	USD \$2,69	USD \$2,69				USD \$5,95		USD \$5,95			USD \$22,66	EUR €19,91	USD \$21,58	EUR €19,40
The Coca-Cola Company Inc.	US	KO				USD \$1,39			USD \$1,39					USD \$1,39	USD \$5,56	EUR €4,84	USD \$0,00	EUR €0,00
Total SA	FR	FP				EUR €5,71			EUR €12,85			EUR €28,18			EUR €46,74	EUR €46,74	EUR €0,00	EUR €0,00
Whitestone REIT	US	WSR	USD \$6,46	USD \$6,46	USD \$6,46	USD \$2,38	USD \$2,38	USD \$2,38	USD \$2,38	USD \$2,38	USD \$2,38	USD \$2,38	USD \$2,38		USD \$38,42	EUR €34,22	USD \$12,92	EUR €11,70
VANGUARD FTSE EM	EM	VFEM												USD \$1,34	USD \$1,34	EUR €1,09	USD \$0,00	EUR €0,00
VANGUARD S&P500	US	VUSA												USD \$2,14	USD \$2,14	EUR €1,74	USD \$0,00	EUR €0,00
ETF VANGUARD FTSE Asia-Pacific	Asia-Pacific	VDPX												USD \$0,65	USD \$0,65	EUR €0,53	USD \$0,00	EUR €0,00
ETF VANGUARD FTSE JAPAN	JPN	VDJP												USD \$1,35	USD \$1,35	EUR €1,10	USD \$0,00	EUR €0,00
ETF VANGUARD FTSE 100 UK	UK	VUKE												GBP £1,36	GBP £1,36	EUR €1,51	USD \$0,00	EUR €0,00
DNXkeerp	LU	ERA-DNX	Position vendue le 30/12/2019															
<b>Total en EUR</b>			EUR €35,86	EUR €21,19	EUR €25,87	EUR €36,77	EUR €16,90	EUR €20,21	EUR €36,57	EUR €13,87	EUR €12,96	EUR €60,83	EUR €7,91	EUR €19,50	<b>EUR €308,45</b>		<b>EUR €138,15</b>	

Dividendes par actions	Somme 2020 - CV EUR	SUM de 2019 - CV EUR
AGNC Investment Corp.	EUR €28,73	EUR €23,81
Air Liquide SA	EUR €3,78	EUR €0,00
Apple Hospitality REIT Inc.	EUR €17,33	EUR €34,51
BlackRock Inc.	EUR €21,50	EUR €0,00
DNXkeerp	EUR €0,00	EUR €6,78
Emerging Markets Gov Bond ETF	EUR €24,48	EUR €0,00
ETF VANGUARD FTSE 100 UK	EUR €1,51	EUR €0,00
ETF VANGUARD FTSE Asia-Pacific ex J	EUR €0,53	EUR €0,00
ETF VANGUARD FTSE JAPAN	EUR €1,10	EUR €0,00
FTSE Developed Europe ETF	EUR €13,14	EUR €2,07
Global Net Lease INC.	EUR €31,34	EUR €19,53
LVMH	EUR €1,82	EUR €0,00
National Storage Affiliates	EUR €30,10	EUR €7,49
Realty Income Corp.	EUR €19,21	EUR €13,86
Schneider Electric SE	EUR €5,35	EUR €0,00
Stellus Capital Management	EUR €19,91	EUR €19,40
The Coca-Cola Company Inc.	EUR €4,84	EUR €0,00
Total SA	EUR €46,74	EUR €0,00
VANGUARD FTSE EM	EUR €1,09	EUR €0,00
VANGUARD S&P500	EUR €1,74	EUR €0,00
Whitestone REIT	EUR €34,22	EUR €11,70
<b>Total général</b>	<b>EUR €308,45</b>	<b>EUR €138,15</b>

Date - Année-mois	SUM de CV EUR
2020-janv.	EUR €35,86
2020-févr.	EUR €21,19
2020-mars	EUR €25,87
2020-avr.	EUR €36,77
2020-mai	EUR €16,90
2020-juin	EUR €20,21
2020-juil.	EUR €36,57
2020-août	EUR €13,87
2020-sept.	EUR €12,96
2020-oct.	EUR €60,83
2020-nov.	EUR €7,91
2020-déc.	EUR €19,50
2019-Total	EUR €138,15
2020-Total	EUR €308,45



Date	Date Valeur	Nom	ISO	Sigle	Dividendes	Tx change jour	CV EUR
02/01/2020	31/12/2019	National Storage Affiliates	US	NSA	USD \$8,42	1,1234	EUR €7,49
13/01/2020	10/01/2020	AGNC Investment Corp.	US	AGNC	USD \$3,26	1,1091	EUR €2,94
16/01/2020	15/01/2020	Apple Hospitality REIT Inc.	US	APLE	USD \$6,38	1,1142	EUR €5,72
16/01/2020	15/01/2020	Global Net Lease INC.	US	GNL	USD \$10,86	1,1142	EUR €9,75
16/01/2020	15/01/2020	Realty Income Corp.	US	O	USD \$1,93	1,1142	EUR €1,74
16/01/2020	15/01/2020	Stellus Capital Management	US	SCM	USD \$2,69	1,1142	EUR €2,42
16/01/2020	15/01/2020	Whitestone REIT	US	WSR	USD \$6,46	1,1142	EUR €5,80
05/02/2020	05/02/2020	Emerg Markets Gov Bond ETF	EM	VEMT	USD \$2,26	1,1023	EUR €2,05
12/02/2020	11/02/2020	AGNC Investment Corp.	US	AGNC	USD \$3,26	1,0914	EUR €2,99
14/02/2020	13/02/2020	Whitestone REIT	US	WSR	USD \$6,46	1,0867	EUR €5,94
17/02/2020	14/02/2020	Realty Income Corp.	US	O	USD \$1,98	1,0842	EUR €1,83
17/02/2020	14/02/2020	Stellus Capital Management	US	SCM	USD \$2,69	1,0842	EUR €2,49
19/02/2020	18/02/2020	Apple Hospitality REIT Inc.	US	APLE	USD \$6,38	1,0816	EUR €5,89



09/03/2020	04/03/2020	Emerg Markets Gov Bond ETF	EM	VENT	USD \$1,71	1,1125	EUR €1,54
10/03/2020	09/03/2020	AGNC Investment Corp.	US	AGNC	USD \$3,26	1,1390	EUR €2,87
16/03/2020	13/03/2020	Whitestone REIT	US	WSR	USD \$6,46	1,1104	EUR €5,82
16/03/2020	13/03/2020	Really Income Corp.	US	O	USD \$1,98	1,1104	EUR €1,78
16/03/2020	13/03/2020	Stellus Capital Management	US	SCM	USD \$2,69	1,1104	EUR €2,43
17/03/2020	16/03/2020	Apple Hospitality REIT Inc.	US	APLE	USD \$6,38	1,1157	EUR €5,71
24/03/2020	23/03/2020	BlackRock Inc.	US	BLK	USD \$6,17	1,0783	EUR €5,72
01/04/2020	31/03/2020	National Storage Affiliates	US	NSA	USD \$8,42	1,0956	EUR €7,68
02/04/2020	01/04/2020	The Coca-Cola Company Inc.	US	KO	USD \$1,39	1,0936	EUR €1,27
03/04/2020	01/04/2020	Total SA	FR	FP	EUR €5,71	1,0000	EUR €5,71
08/04/2020	08/04/2020	FTSE Developed Europe ETF	EU	VEUR	EUR €2,96	1,0000	EUR €2,96
08/04/2020	08/04/2020	Emerg Markets Gov Bond ETF	EM	VENT	USD \$2,37	1,0871	EUR €2,18
13/04/2020	09/04/2020	AGNC Investment Corp.	US	AGNC	USD \$3,26	1,0867	EUR €3,00
16/04/2020	15/04/2020	Global Net Lease INC.	US	GNL	USD \$8,16	1,0903	EUR €7,48
16/04/2020	15/04/2020	Really Income Corp.	US	O	USD \$1,98	1,0903	EUR €1,82
16/04/2020	15/04/2020	Stellus Capital Management	US	SCM	USD \$2,69	1,0903	EUR €2,47
16/04/2020	15/04/2020	Whitestone REIT	US	WSR	USD \$2,38	1,0903	EUR €2,18
04/05/2020	04/05/2020	Emerg Markets Gov Bond ETF	EM	VENT	USD \$1,63	1,0942	EUR €1,49
08/05/2020	07/05/2020	Schneider Electric SE	FR	SU	EUR €5,35	1,0000	EUR €5,35
12/05/2020	11/05/2020	AGNC Investment Corp.	US	AGNC	USD \$2,45	1,0824	EUR €2,26
14/05/2020	13/05/2020	Air Liquide	FR	AI	EUR €3,78	1,0000	EUR €3,78
14/05/2020	13/05/2020	Whitestone REIT	US	WSR	USD \$2,38	1,0875	EUR €2,19
18/05/2020	15/05/2020	Really Income Corp.	US	O	USD \$1,98	1,0798	EUR €1,83
03/06/2020	03/06/2020	Emerg Markets Gov Bond ETF	EM	VENT	USD \$3,12	1,1194	EUR €2,79
10/06/2020	09/06/2020	AGNC Investment Corp.	US	AGNC	USD \$2,45	1,1294	EUR €2,17
15/06/2020	12/06/2020	Whitestone REIT	US	WSR	USD \$2,38	1,1304	EUR €2,11
16/06/2020	15/06/2020	Really Income Corp.	US	O	USD \$1,98	1,1253	EUR €1,76
24/06/2020	23/06/2020	BlackRock Inc.	US	BLK	USD \$6,17	1,1318	EUR €5,45
24/06/2020	24/06/2020	Emerg Markets Gov Bond ETF	EM	VENT	USD \$1,69	1,1280	EUR €1,50
24/06/2020	24/06/2020	FTSE Developed Europe ETF	EU	VEUR	EUR €4,44	1,0000	EUR €4,44
01/07/2020	30/06/2020	National Storage Affiliates	US	NSA	USD \$8,42	1,1198	EUR €7,52
02/07/2020	01/07/2020	The Coca-Cola Company Inc.	US	KO	USD \$1,39	1,1200	EUR €1,24
09/07/2020	09/07/2020	LVMH	FR	MC	EUR €1,82	1,0000	EUR €1,82
13/07/2020	10/07/2020	AGNC Investment Corp.	US	AGNC	USD \$2,45	1,1276	EUR €2,17
13/07/2020	10/07/2020	Whitestone REIT	US	WSR	USD \$2,38	1,1276	EUR €2,11
16/07/2020	16/07/2020	Total SA	FR	FP	EUR €12,85	1,0000	EUR €12,85
16/07/2020	15/07/2020	Global Net Lease INC.	US	GNL	USD \$8,16	1,1444	EUR €7,13
16/07/2020	15/07/2020	Really Income Corp.	US	O	USD \$1,98	1,1444	EUR €1,73
03/08/2020	31/07/2020	Stellus Capital Management	US	SCM	USD \$5,95	1,1848	EUR €5,02
05/08/2020	05/08/2020	Emerg Markets Gov Bond ETF	EM	VENT	USD \$3,65	1,1854	EUR €3,08
12/08/2020	11/08/2020	AGNC Investment Corp.	US	AGNC	USD \$2,45	1,1783	EUR €2,08
14/08/2020	13/08/2020	Whitestone REIT	US	WSR	USD \$2,38	1,1833	EUR €2,01
17/08/2020	14/08/2020	Really Income Corp.	US	O	USD \$1,98	1,1813	EUR €1,68
02/09/2020	02/09/2020	Emerg Markets Gov Bond ETF	EM	VENT	USD \$2,33	1,1861	EUR €1,96
11/09/2020	10/09/2020	AGNC Investment Corp.	US	AGNC	USD \$2,45	1,1849	EUR €2,07
11/09/2020	10/09/2020	Whitestone REIT	US	WSR	USD \$2,38	1,1849	EUR €2,01
16/09/2020	15/09/2020	Really Income Corp.	US	O	USD \$1,98	1,1892	EUR €1,66
23/09/2020	22/09/2020	BlackRock Inc.	US	BLK	USD \$6,17	1,1740	EUR €5,26
01/10/2020	30/09/2020	National Storage Affiliates	US	NSA	USD \$8,67	1,1708	EUR €7,41
01/10/2020	30/09/2020	Stellus Capital Management	US	SCM	USD \$5,95	1,1708	EUR €5,08
02/10/2020	01/10/2020	The Coca-Cola Company Inc.	US	KO	USD \$1,39	1,1752	EUR €1,18
02/10/2020	02/10/2020	Total SA	FR	FP	EUR €28,18	1,0000	EUR €28,18
07/10/2020	07/10/2020	Emerg Markets Gov Bond ETF	EM	VENT	USD \$2,91	1,1770	EUR €2,47
07/10/2020	07/10/2020	FTSE Developed Europe ETF	EU	VEUR	EUR €3,72	1,0000	EUR €3,72
12/10/2020	09/10/2020	AGNC Investment Corp.	US	AGNC	USD \$2,45	1,1795	EUR €2,08
16/10/2020	15/10/2020	Whitestone REIT	US	WSR	USD \$2,38	1,1698	EUR €2,03
16/10/2020	15/10/2020	Really Income Corp.	US	O	USD \$1,99	1,1698	EUR €1,70
16/10/2020	15/10/2020	Global Net Lease INC.	US	GNL	USD \$8,16	1,1698	EUR €6,98
04/11/2020	04/11/2020	Emerg Markets Gov Bond ETF	EM	VENT	USD \$2,51	1,1721	EUR €2,14
11/11/2020	10/11/2020	AGNC Investment Corp.	US	AGNC	USD \$2,45	1,1808	EUR €2,07
13/11/2020	12/11/2020	Whitestone REIT	US	WSR	USD \$2,38	1,1815	EUR €2,01
16/11/2020	13/11/2020	Really Income Corp.	US	O	USD \$1,99	1,1830	EUR €1,68
04/12/2020	04/12/2020	Emerg Markets Gov Bond ETF	EM	VENT	USD \$2,34	1,2159	EUR €1,92
10/12/2020	09/11/2020	AGNC Investment Corp.	US	AGNC	USD \$2,45	1,2109	EUR €2,02
15/12/2020	15/12/2020	The Coca-Cola Company Inc.	US	KO	USD \$1,39	1,2140	EUR €1,14
21/12/2020	21/12/2020	BlackRock Inc.	US	BLK	USD \$6,17	1,2173	EUR €5,07
30/12/2020	30/12/2020	Emerg Markets Gov Bond ETF	EM	VENT	USD \$1,66	1,2281	EUR €1,35
30/12/2020	30/12/2020	VANGUARD FTSE EM	EM	VFEM	USD \$1,34	1,2281	EUR €1,09
30/12/2020	30/12/2020	VANGUARD S&P500	US	VUSA	USD \$2,14	1,2281	EUR €1,74
30/12/2020	30/12/2020	FTSE Developed Europe ETF	EU	VEUR	EUR €2,02	1,0000	EUR €2,02
30/12/2020	30/12/2020	ETF VANGUARD FTSE Asia-Pacific ex Japan	Asia-Pacific	VDPX	USD \$0,65	1,2281	EUR €0,53
30/12/2020	30/12/2020	ETF VANGUARD FTSE JAPAN	JPN	VDJP	USD \$1,35	1,2281	EUR €1,10
30/12/2020	30/12/2020	ETF VANGUARD FTSE 100 UK	UK	VUKE	GBP £1,36	0,9031	EUR €1,51
2020-Total		2020-Total			Contrevaleur EUR (USD+EUR)		EUR €308,45
2019-Total		2019-Total			Contrevaleur EUR (USD+EUR)		EUR €138,15

### Dividendes reçus à ce jour

jeudi 31 décembre 2020 à 00:00:00

## Frais de Courtage

Type	DATE	Nom	Sigle	Nb	PRIX	TOTAL	FRAIS	% FRAIS
Frais Virement	28/02/2020	Keytrade Bank vers Lynx Broker (USD)	-	-	USD \$1 198,00	USD \$1 198,00	USD \$22,65	1,89%
Achat	02/03/2020	Blackrock Inc.	BLK	2	USD \$466,88	USD \$933,76	USD \$5,00	0,54%
Achat	02/03/2020	The Coca-Cola Company Inc.	KO	4	USD \$55,00	USD \$220,00	USD \$5,00	2,27%
Frais Virement	13/03/2020	Keytrade Bank vers Boursorama (EUR)	-	-	EUR €61,75	EUR €61,75	EUR €0,30	0,49%
Achat	24/03/2020	Air Liquide SA	AI	2	EUR €109,10	EUR €218,20	EUR €2,64	1,21%
Achat	24/03/2020	Total SA	FP	12	EUR €27,95	EUR €335,40	EUR €3,00	0,89%
Achat	27/04/2020	Schneider Electric SE	SU	3	EUR €81,94	EUR €245,82	EUR €2,73	1,11%
Achat	27/04/2020	Emerging Markets Government Bond UCITS ETF	VENT	5	EUR €43,18	EUR €215,90	EUR €6,00	2,78%
Achat	19/05/2020	Total SA	FP	15	EUR €33,185	EUR €497,78	EUR €3,48	0,70%
Achat	29/06/2020	LVMH	MC	1	EUR €388,650	EUR €388,65	EUR €3,16	0,81%
Dividende actions	16/07/2020	Total SA	FP	1	EUR €28,800	EUR €28,80	EUR €0,00	0,00%
Achat	29/07/2020	Total SA	FP	17	EUR €32,265	EUR €548,51	EUR €4,94	0,90%
Achat	28/08/2020	Total SA	FP	16	EUR €33,400	EUR €534,40	EUR €4,89	0,92%
Achat	30/10/2020	Total SA	FP	40	EUR €25,700	EUR €1 028,00	EUR €9,25	0,90%
Vente	27/11/2020	AGNC INVT CORP	AGNC	24	USD \$15,57	USD \$373,68	USD \$29,95	8,01%
Vente	27/11/2020	Apple Hospitality REIT	APLE	75	USD \$13,37	USD \$1 002,75	USD \$29,95	2,99%
Vente	27/11/2020	Global Net Lease, Inc.	GNL	24	USD \$16,98	USD \$407,52	USD \$29,95	7,35%
Vente	27/11/2020	Stellus Capital Investment	SCM	28	USD \$11,40	USD \$319,20	USD \$29,95	9,38%
Vente	27/11/2020	National Storage Affiliates	NSA	30	USD \$34,02	USD \$1 020,60	USD \$29,95	2,93%
Vente	27/11/2020	WHITESTONE REIT	WSR	80	USD \$7,96	USD \$636,80	USD \$29,95	4,70%
Achat	27/11/2020	BARRICK GOLD CORP	ABX	25	CAD \$29,45	CAD \$736,25	CAD \$39,95	5,43%
Achat	27/11/2020	VANGUARD FTSE EM	VFEM	10	EUR €55,410	USD \$554,10	EUR €14,95	2,70%
Achat	27/11/2020	VANGUARD S&P500	VUSA	10	EUR €57,801	USD \$578,01	EUR €14,95	2,59%
Achat	27/11/2020	BRITISH AMERICAN TOBACCO PLC	BATS	15	GBX £2 677,00	GBX £40 155,00	GBX £2 995,00	7,46%
Achat	27/11/2020	UNILEVER PLC	ULVR	10	GBX £4 586,00	GBX £45 860,00	GBX £2 995,00	6,53%
Achat	27/11/2020	VANGUARD FUNDS FTSE UK 100	VUKE	10	USD \$28,25	USD \$282,50	USD \$29,95	10,60%
Vente	27/11/2020	LVMH	MC	1	EUR €495,900	EUR €495,90	EUR €1,99	0,40%
Vente	27/11/2020	Schneider Electric SE	SU	3	EUR €117,050	EUR €351,15	EUR €1,99	0,57%
Vente	27/11/2020	Air Liquide SA	AI	2	USD \$137,65	USD \$275,30	USD \$1,99	0,72%
Virement	07/12/2020	Boursorama Banque vers IBKR	-	-	USD \$1 500,00	USD \$1 500,00	USD \$0,00	0,00%
Vente	08/12/2020	Total SE	FP	101	EUR €36,800	EUR €3 716,80	EUR €22,30	0,60%
Achat	07/12/2020	AMERICAN TOWER CORP	AMT	1	USD \$224,51	USD \$224,51	USD \$0,35	0,16%
Achat	07/12/2020	BANK OF MONTREAL	BMO	1	CAD \$98,29	CAD \$98,29	CAD \$0,49	0,50%
Achat	07/12/2020	Canadian Apartment Properties REIT	CAR.UN	4	CAD \$50,71	CAD \$202,84	CAD \$1,01	0,50%
Achat	07/12/2020	CATERPILLAR INC	CAT	1	USD \$177,47	USD \$177,47	USD \$0,35	0,20%
Achat	02/12/2020	COLGATE-PALMOLIVE CORP	CL	1	USD \$86,47	USD \$86,47	USD \$0,35	0,40%
Achat	07/12/2020	GENERAL MILLS INC	GIS	1	USD \$59,97	USD \$59,97	USD \$0,35	0,58%
Achat	02/12/2020	INTEL CORP	INTC	1	USD \$49,62	USD \$49,62	USD \$0,35	0,71%
Achat	07/12/2020	JOHNSON & JOHNSON	JNJ	1	USD \$150,18	USD \$150,18	USD \$0,35	0,23%
Achat	07/12/2020	MC DONALD'S CORP	MCD	1	USD \$207,90	USD \$207,90	USD \$0,35	0,17%
Achat	02/12/2020	MONDELEZ INTERNATIONAL INC-A	MDLZ	1	USD \$58,70	USD \$58,70	USD \$0,35	0,60%
Achat	07/12/2020	PROCTER & GAMBLE CORP	PG	1	USD \$137,65	USD \$137,65	USD \$0,35	0,25%
Achat	07/12/2020	PROLOGIS INC	PLD	1	USD \$98,08	USD \$98,08	USD \$0,35	0,36%
Achat	07/12/2020	QUALCOMM INC	QCOM	1	USD \$157,64	USD \$157,64	USD \$0,35	0,22%
Achat	07/12/2020	RIOCAN REIT	REI.UN	12	CAD \$17,90	CAD \$214,80	CAD \$1,02	0,47%

Achat	07/12/2020	ROYAL BANK OF CANADA	RY	1	CAD \$106,20	CAD \$106,20	CAD \$0,53	0,50%
Achat	07/12/2020	TORONTO-DOMINION BANK	TD	2	CAD \$71,26	CAD \$142,52	CAD \$0,71	0,50%
Achat	02/12/2020	WESTERN DIGITAL CORP	WCD	1	USD \$47,56	USD \$47,56	USD \$0,35	0,74%
Vente	10/12/2020	Emerging Markets Government Bond UCITS ETF	VEMT	5	EUR €43,470	EUR €217,35	EUR €6,00	2,76%
Achat	10/12/2020	ISHARES China CNY Bonds USD ETF	CNYB	50	USD \$5,29	USD \$264,64	USD \$2,73	1,03%
Achat	11/12/2020	ISHARES Global Water ETF	IH2O	4	USD \$53,82	USD \$215,28	USD \$3,96	1,84%
Achat	11/12/2020	VANGUARD FTSE JAPAN ETF	VDJP	6	USD \$34,73	USD \$208,35	USD \$1,91	0,92%
Achat	11/12/2020	VANGUARD FTSE Asia-Pacific ex Japan ETF	VDPX	7	USD \$28,92	USD \$202,46	USD \$1,91	0,94%
Achat	11/12/2020	National Storage Affiliates Trust	NSA	6	USD \$34,18	USD \$205,08	USD \$0,35	0,17%
Achat	11/12/2020	NetApp	NTAP	3	USD \$61,50	USD \$184,50	USD \$0,35	0,19%
Achat	11/12/2020	AT&T	T	7	USD \$30,70	USD \$214,87	USD \$0,35	0,16%
Virement	11/12/2020	Boursorama Banque vers IBKR	-	-	EUR €100,000	EUR €100,000	EUR €0,00	0,00%
Achat	14/12/2020	iShares China Large Cap UCITS ETF	FXC	2	USD \$130,20	USD \$260,40	USD \$3,95	1,52%
Virement	15/12/2020	Boursorama Banque vers IBKR	-	-	EUR €1 500,000	EUR €1 500,000	EUR €0,00	0,00%
Achat	15/12/2020	Lyxor MSCI Russia UCITS ETF	RUSL	10	GBX £1 829,60	GBX £18 296,00	GBX £117,00	0,64%
Achat	15/12/2020	iShares Asia Property Yield UCITS ETF	IDAR	8	USD \$25,99	USD \$207,92	USD \$1,91	0,92%
Achat	15/12/2020	iShares US Property Yield UCITS ETF	IDUP	8	USD \$26,05	USD \$208,40	USD \$1,91	0,92%
Achat	15/12/2020	iShares European Property Yield UCITS ETF	IPRP	5	EUR €39,420	EUR €197,100	EUR €2,10	1,07%
Achat	15/12/2020	ABBVIE	ABBV	2	USD \$104,69	USD \$209,38	USD \$0,35	0,17%
Achat	15/12/2020	BROADCOM	AVGO	1	USD \$415,61	USD \$415,61	USD \$0,35	0,08%
Achat	15/12/2020	CHEVRON	CVX	2	USD \$90,15	USD \$180,30	USD \$0,35	0,19%
Achat	15/12/2020	EXXONMOBIL	XOM	4	USD \$42,78	USD \$171,12	USD \$0,36	0,21%
Achat	23/12/2020	American Water Works Company, Inc.	AWK	1	USD \$148,65	USD \$148,65	USD \$0,35	0,24%
Achat	23/12/2020	FedEx Corporation	FDX	1	USD \$273,78	USD \$273,78	USD \$0,35	0,13%
Achat	23/12/2020	3M Company	MMM	1	USD \$174,72	USD \$174,72	USD \$0,35	0,20%
Achat	23/12/2020	Nasdaq, Inc.	NDAQ	1	USD \$128,84	USD \$128,84	USD \$0,35	0,27%
Achat	23/12/2020	PepsiCo, Inc.	PEP	1	USD \$144,29	USD \$144,29	USD \$0,35	0,24%
Achat	23/12/2020	Public Storage	PSA	1	USD \$229,45	USD \$229,45	USD \$0,35	0,15%
Achat	23/12/2020	Taiwan Semiconductor Manufacturing Company Ltd	TSM	1	USD \$104,07	USD \$104,07	USD \$0,35	0,34%
Achat	23/12/2020	Texas Instruments Inc.	TXN	1	USD \$162,20	USD \$162,20	USD \$0,35	0,22%
Achat	23/12/2020	United Parcel Service Inc.	UPS	1	USD \$174,60	USD \$174,60	USD \$0,35	0,20%
Vente	29/12/2020	VANGUARD FTSE EM	VFEM	10	EUR €54,940	EUR €549,40	EUR €14,95	2,72%
Vente	29/12/2020	VANGUARD S&P500	VUSA	10	EUR €58,080	EUR €580,80	EUR €14,95	2,57%
Vente	29/12/2020	Emerging Markets Government Bond UCITS ETF	VEMT	10	EUR €43,387	EUR €433,87	EUR €14,95	3,45%
Vente	29/12/2020	FTSE Developed Europe UCITS ETF	VEUR	19	EUR €31,160	EUR €592,04	EUR €14,95	2,53%
Virement	30/12/2020	Keytrade Bank Luxembourg vers IBKR	-	-	EUR €2 140,36	EUR €2 140,36	EUR €0,00	0,00%
Virement	30/12/2020	Boursorama Banque vers IBKR	-	-	EUR €321,58	EUR €321,58	EUR €0,00	0,00%
Achat	31/12/2020	ETF VANGUARD Emerging Mkts Gov Bond UCITS	VDET	10	USD \$53,46	USD \$534,60	USD \$1,92	0,36%
Achat	31/12/2020	ETF VANGUARD FTSE Developed Europe UCITS	VEUR	7	EUR €30,89	EUR €216,20	EUR €2,10	0,97%
Achat	31/12/2020	ETF VANGUARD FTSE Emerging Markets UCITS	VDEM	4	USD \$68,66	USD \$274,64	USD \$1,92	0,70%
Achat	31/12/2020	ETF VANGUARD S&P 500 UCITS	VUSD	4	USD \$70,6825	USD \$282,7300	USD \$1,92	0,68%
Achat	31/12/2020	ETF ISHARES € High Yield Corp Bond UCITS	IHYG	2	EUR €102,83	EUR €205,66	EUR €1,43	0,70%
Achat	31/12/2020	ETF ISHARES UK Dividend UCITS	IUKD	28	GBX £650,00	GBX £18 200,00	GBX £116,00	0,64%
Achat	31/12/2020	ETF ISHARES J.P. Morgan \$ EM Corp Bond UCITS	EMCR	2	USD \$105,86	USD \$211,72	USD \$1,92	0,91%
Achat	31/12/2020	ETF ISHARES Emerging Asia Local Govt Bond UCITS	IGEA	2	USD \$103,00	USD \$206,00	USD \$1,92	0,93%
Achat	31/12/2020	Duke Energy Corp	DUK	3	USD \$90,38	USD \$271,14	USD \$0,35	0,13%

Apports et cours de change				
DATE	EUR	Cours de change	EUR	USD
27/01/2020	EUR €500,00	1,10200		USD \$551,00
25/02/2020	EUR €500,00	1,08294		USD \$541,47
23/03/2020	EUR €500,00	1	EUR €500,00	
24/04/2020	EUR €500,00	1	EUR €500,00	
18/05/2020	EUR €500,00	1	EUR €500,00	
29/06/2020	EUR €500,00	1	EUR €500,00	
28/07/2020	EUR €500,00	1	EUR €500,00	
27/08/2020	EUR €500,00	1	EUR €500,00	
30/09/2020	EUR €500,00	1	EUR €500,00	
28/10/2020	EUR €500,00	1	EUR €500,00	
27/11/2020	EUR €500,00	1	EUR €500,00	
23/12/2020	EUR €500,00	1	EUR €500,00	
<b>2020</b>	<b>EUR €6 000,00</b>	<b>-</b>	<b>EUR €5 000,00</b>	<b>USD \$1 092,47</b>
<b>2019</b>	<b>EUR €6 000,00</b>	<b>-</b>	<b>EUR €1 100,00</b>	<b>USD \$5 494,42</b>

### Frais de Courtage / Apports et cours de change

jeudi 31 décembre 2020 à 00:00:00

## Cartographie des dividendes

	janvier	février	mars	avril	mai	juin	juillet	août	septembre	octobre	novembre	décembre
3M Company			X			X			X			X
ABBVIE		X			X			X			X	
AMERICAN TOWER CORP	X			X			X			X		
American Water Works Company, Inc.			X			X			X			X
AT&T		X			X			X			X	
BANK OF MONTREAL		X			X			X			X	
Barrick Gold			X			X			X			X
Blackrock Inc.			X			X			X			X
BRITISH AMERICAN TOBACCO PLC		X			X			X			X	
BROADCOM INC			X			X			X			X
Canadian Apartment Properties REIT	X	X	X	X	X	X	X	X	X	X	X	X
CATERPILLAR INC		X			X			X			X	
CHEVRON INC			X			X			X			X
COLGATE-PALMOLIVE CORP		X			X			X			X	
Duke Energy Corp			X			X			X			X
ETF ISHARES € High Yield Corp Bond UCITS			X						X			
ETF ISHARES Asia Property Yield		X			X			X			X	
ETF ISHARES China CNY Bonds USD						X						X
ETF ISHARES China Large Cap			X			X			X			X
ETF ISHARES Emerging Asia Local Govt Bond UCITS	X						X					
ETF ISHARES European Property Yield			X			X			X			X
ETF ISHARES Global Water					X						X	
ETF ISHARES J.P. Morgan \$ EM Corp Bond UCITS						X						X
ETF ISHARES UK Dividend UCITS			X			X			X			X
ETF ISHARES US Property Yield		X			X			X			X	
ETF LYXOR MSCI Russia							X					X
ETF VANGUARD Emerging Markets Gov Bond	X	X	X	X	X	X	X	X	X	X	X	X
ETF VANGUARD FTSE Asia-Pacific ex Japan	X			X			X			X		
ETF VANGUARD FTSE Developed Europe	X			X			X			X		
ETF VANGUARD FTSE EM	X			X			X			X		
ETF VANGUARD FTSE JAPAN	X			X			X			X		
ETF VANGUARD FUNDS FTSE UK 100	X			X			X			X		
ETF VANGUARD S&P500	X			X			X			X		
EXXONMOBIL			X			X			X			X
FedEx Corporation	X			X			X			X		
GENERAL MILLS INC		X			X			X			X	
INTEL CORP			X			X			X			X
JOHNSON & JOHNSON			X			X			X			X
MC DONALD'S CORP			X			X			X			X
MONDELEZ INTERNATIONAL INC-A	X			X			X			X		
Nasdaq, Inc.			X			X			X			X
National Storage Affiliates Trust			X			X			X			X
NetApp	X			X			X			X		
PepsiCo, Inc.	X		X			X			X			
PROCTER & GAMBLE CORP		X			X			X			X	
PROLOGIS INC			X			X			X			X
Public Storage			X			X			X			X
QUALCOMM INC			X			X			X			X

Realty Income Corp.	X	X	X	X	X	X	X	X	X	X	X	X
RIOCAN REIT	X	X	X	X	X	X	X	X	X	X	X	X
ROYAL BANK OF CANADA		X			X			X			X	
Taiwan Semiconductor Manufacturing Company Ltd	X			X			X			X		
Texas Instruments Inc.		X			X			X			X	
The Coca-Cola Company Inc.				X			X			X		X
TORONTO-DOMINION BANK	X			X			X			X		
UNILEVER PLC			X			X			X			X
United Parcel Service Inc.			X			X			X			X
WESTERN DIGITAL CORP	X			X			X			X		
<b>Nombre de sociétés distribuantes</b>	<b>19</b>	<b>16</b>	<b>27</b>	<b>18</b>	<b>17</b>	<b>28</b>	<b>20</b>	<b>16</b>	<b>27</b>	<b>18</b>	<b>17</b>	<b>29</b>

### Cartographie des dividendes

jeudi 31 décembre 2020 à 00:00:00